



SSC

مجموع فولاد صائب تبریز

Saeb Steel Complex

www.saebsteelco.ir





Contents

3

About Tabriz Saeb Steel Complex

6

Strategy of Saeb Steel Complex

7

Production and Commercial Units

8

Saab Industry Steel Company

12

Ajbashir Iron Smelting Company

14

Sahand Ajbashir Steel Reduction Company

15

Goals and vision of the complex

18

Technical Specifications of Products

About Tabriz Saeb Steel Complex



Saeb Steel Complex is one of the largest steel producing units in the private sector in the northwest of the country. This complex is consisted of several large steel companies including hot rolling factories of various types of steel sections, electric arc melting and iron ore reduction, which has been established with the aim of operating in various fields of the steel industry. This complex has been active in several phases since 2012 on a 60-hectares in Khazerlu industrial area, Ajabshir, East Azerbaijan, based on systematic location studies. In order to choose the best area for the establishment of this industrial-production unit, various parameters such as easy access to raw materials and energy sources, access to transportation possibilities (e.g. railways), and proximity to domestic and foreign consumer markets have been considered. This complex has facilities including machines, equipments, covered production halls, administrative and welfare services and has been built on an area of approximately 150 thousand square meters. This complex is active in the field of hot rolled sections (such as ribbed and simple rebars) in line with the economic policies of the country (i.e., industrial self-sufficiency and removing dependence on strategic products) by using the most advanced technology and national and international standards, as well as having technical and experienced experts. Taking into account the latest advanced achievements of the steel industry, this group intends to offer its products to domestic and foreign markets in compliance with national and international standards and based on a customer oriented approach. The products of this company are used in the construction and industries.

Strategy of Saeb Steel Complex

- Completing the project and developing its production capacity up to one million tons, all kinds of steel products.
- Commitment to humility, respect, honesty and fairness in relations with customers, suppliers, competitors and employees.
- Observance of regulations related to safety and protection of human resources.
- Saving resources and preserving the environment.

This huge and national steel complex consists of 5 production and commercial units

- Tabriz Saeb Sanat Steel Co, (rolling lines)
- Ajabshir Iron Smelting Company (electric arc steelmaking)
- Ajabshir Sahand Steel reduction Company (crude steel production line from iron ore by tunnel furnace method)
- Azar Folad Saeb Azerbaijan Company (production of ferro-silicon with silicon)
- Saeb Iron Ore Processing Company

Saab Industry Steel Company

(profile, rebar and coil rolling lines)

This unit is producing products in an area of 44905 square meters. The main products of this group are various steel cross-sections including types of profile, ribbed and simple rebar. In this unit, the output product from the melting unit is first heated in preheated furnaces up to 1200 degrees Celsius in the form of steel ingots and then continuous rolling operations are performed on them. Finally, after turning into steel sections and carrying out quality control processes, it is packed and sent to domestic and foreign customers.

production	Grade
Hot rolled ribbed bars for concrete reinforcement	Aj340 - Aj 400
Simple hot-rolled rebar (branches and coils)	Aj 240

Semi-heavy steel sections

This production unit, with 80% work progress, includes a line for the production of light, semi-heavy, and heavy construction sections, including types of wide-wing beams (heavy, medium, and light), semi-wide wings, and narrow wings, which will be packaged and marketed after conducting tests and quality control. The annual production capacity of this unit is 300 thousand tons per year.

Products of the steel section rolling factory

production	Grade
Heavy (I-6) - semi-heavy (I-5) and light (I-4) hot-rolled beams	ST37-ST44-ST52
Half-wide heavy (I-2) and semi-light (I-7) hot-rolled beams	ST37-ST44-ST52-S275JR-S295JR
Heavy (U-H) and semi-light (U-L) inclined wing round edge hot rolled studs	ST37-ST44-ST52
Hot rolling angles of equal wings (L)	ST37-ST44-ST52



Ajbashir Iron Smelting Company

(electric arc steelmaking)

The steelmaking unit of this complex has been built under the area of 11825 square meters. After the operation, the raw materials of this unit will be a combination of sponge iron, scrap iron and additives in an electric arc furnace with a capacity of 75 tons with a tap to tap of 45 minutes. Also, this unit has a ladle furnace for making secondary steel and a continuous casting machine with four lines, and all the equipment will be manufactured by automatic system. This unit will be able to produce different types of steel ingots and blooms with different grades. The raw materials of this unit are scrap iron and sponge iron, and its annual production capacity will be 550 thousand tons. Also, the smelting furnace of this unit has the possibility of charging 80% of sponge iron and 20% of scrap iron, which sponge iron will be supplied from the direct regeneration unit located in the complex.

The products of the factory

(steel making by electric arc method after exploitation)

- Ingot (billet) 12000*150*150
- Ingot (billet) 12000*200*200
- Billet 12000*240*240
- Bloom 260*230

Sahand Ajbashir Steel Reduction Company

(iron ore reduction by tunnel furnace method)

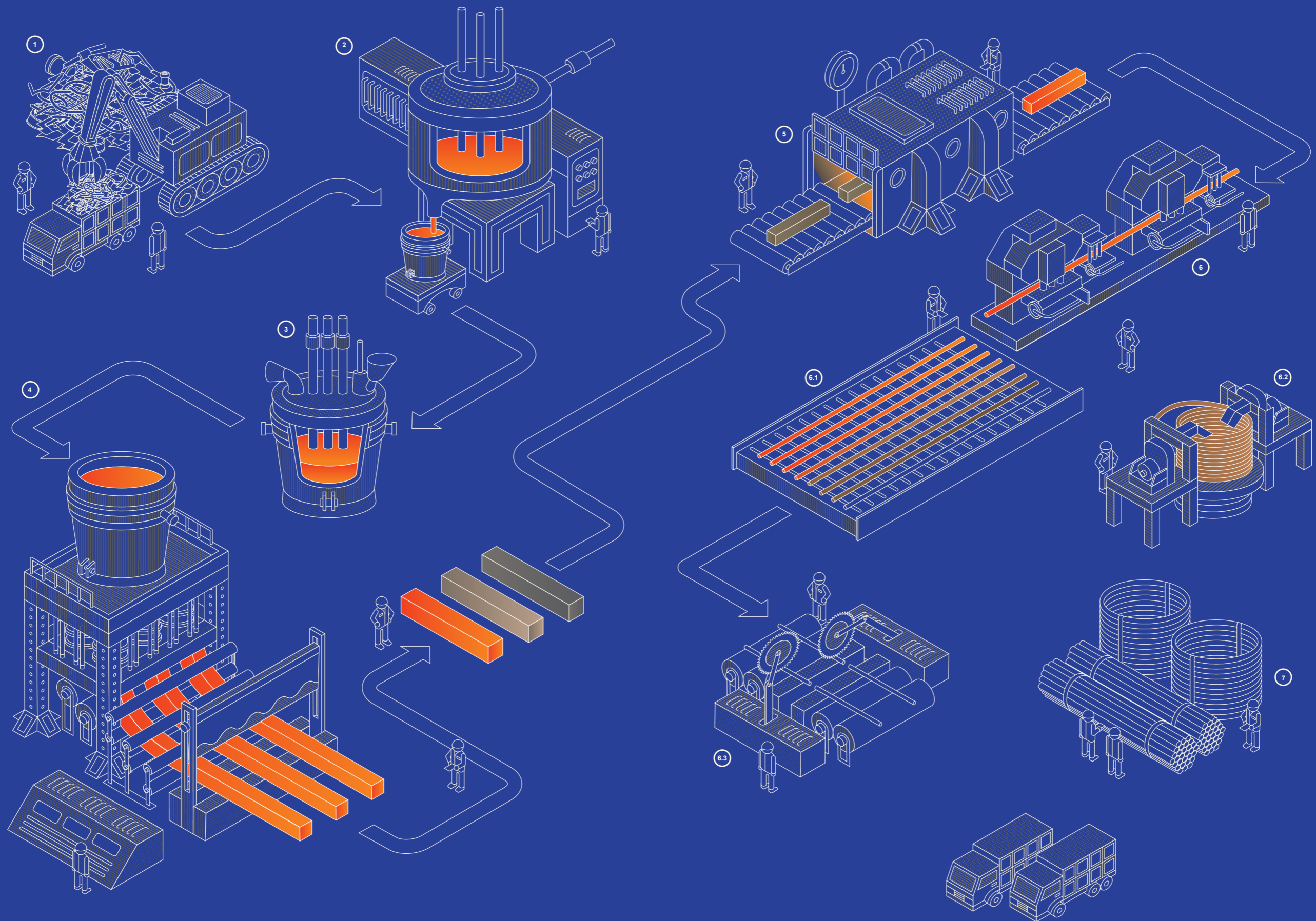
A reduction unit has been built in the area of 64328 square meters. After the operation of this unit, the iron ore reduction process will be carried out in the tunnel furnaces. The tunnel furnaces are of the direct reduction type, the basis of this method is the recovery of granulated iron ore in the tunnel furnace by the coal of unburnt rocks and its transformation into pig iron. For this purpose, the soft iron ore, containing the coal, lime or dolomite will be reduced in the tunnel furnace at a temperature of 1200 degrees Celsius.

This unit includes 8 tunnel furnace lines for the production of sponge iron in the form of CBI using iron concentrate, which its final product is transferred to the steelmaking unit by conveyor belts and It will be charged for melting in the electric arc furnace by the MATERIAL HANDLING system.

The annual production capacity of this unit is expected to be 400 thousand tons.

Goals & vision of the complex

In the direction of achieving the goals of the country's development programs, as well as the movement in the framework of Iran Vision 1404 it is hoped that Tabriz steel society take significant steps towards the growth and prosperity of the economic cycle in this region in cooperation with organizations, institutions, ministries, government and private companies and presence in domestic and international exhibitions as one of the largest producers of the private part of this canvas.



Technical Specification of steel Rebars

Mechanical Specification

Type		MinYield stress (N/mm2)	Tensile strength (N/mm2)	Min Elongation (%)	Min Tensile strength/UpperYield strength
Standard ISIRI 3132	Standard GOST 5781				
AJ 240	A1	240	360	18	1.25
AJ 340	A2	340	500	15	
AJ 400	A3	400	600	12	
AJ 500	A4	500	650	8	

Dimension & Mass

Nominal diameter (mm)	Nominal crosssectional area (mm ²)	Mass per length (Kg/m)	Permissible deviation (%)	Longitudinal rib		Transverse rib (mm)			
				Max height (mm)	Max width (mm)	Min width	max width	Min height	
								In the middle	At the quarter
8	50.3	0.395	±8	0.8	0.8	0.8	1.6	0.52	0.36
10	78.5	0.616	±6	1.0	1.0	1.0	2.0	0.65	0.45
12	113	0.888	±6	1.2	1.2	1.2	2.4	0.78	0.54
14	154	1.21	±5	1.4	1.4	1.4	2.8	0.91	0.63
16	201	1.58	±5	1.6	1.6	1.6	3.2	1.04	0.72
18	254	2.00	±5	1.8	1.8	1.8	3.6	0.17	0.81
20	314	2.47	±5	2.0	2.0	2.0	4.0	0.30	0.90
22	380	2.98	±5	2.2	2.2	2.2	4.4	1.43	0.99
25	491	3.85	±4	2.5	2.5	2.5	5.0	1.63	1.13
28	616	4.83	±4	2.8	2.8	2.8	5.6	1.82	1.26
32	804	6.31	±4	3.2	3.2	3.2	6.4	2.09	1.44

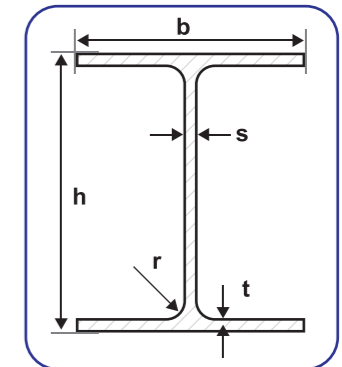
Chemical Composition

Steel Grade	C%		Si%		Mn%		P%	S%	Cr%	Ni%	Cu%	CE%
	Min	Max	Min	Max	Min	Max	Max	Max	Max	Max	Max	Max
St 3SP	0.14	0.22	0.15	0.30	0.40	0.65	0.040	0.050	0.30	0.30	0.30	0.50
St 5SP	0.28	0.37	0.15	0.30	0.50	0.80	0.040	0.050	0.30	0.30	0.30	0.55

Technical Specification of Light Weight Wide Flange I-4- Beam

Mechanical Specification

Standard	Steel Grade	MinYield stress (N/mm2)	Tensile strength (N/mm2)	Min Elongation (%)
ISIRI 13781	St 37	235	360-510	26
	St 44	275	410-560	23
	St 52	355	470-630	22



Dimension & Mass

Type I-4	b	h	s	t	r	CrossSectional Area	Mass Per Length	
	mm	mm	mm	mm	mm	cm ²	Kg/m	Tolerance %
10	100	96	5	8	12	21.2	16.7	±6
12	120	114	5	8	12	25.3	19.9	
14	140	133	5.5	8.5	12	31.4	24.7	
16	160	152	6	9	15	38.8	30.4	

Static Data

Standard	Ix	Wx	ix	Iy	Wy	iy	Sx	S'x	
ISIRI 13781	cm ⁴	cm ³	cm	cm ⁴	cm ³	cm	cm ³	cm	
I-5	10	349	72.8	4.06	134	26.8	2.51	41.5	8.41
	12	606	106	4.89	231	38.5	3.02	59.7	10.1
	14	1030	155	5.73	389	55.6	3.52	86.7	11.9
	16	1670	220	6.57	616	76.9	3.98	123	13.6

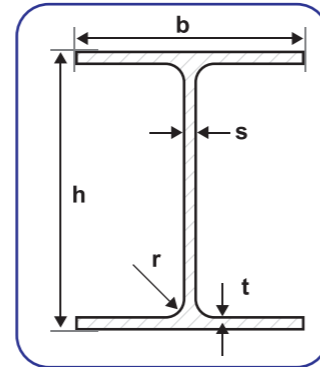
Chemical Composition

Steel Grade	C%	Si%	Mn%	P%	S%	Cu%	N%	CE%
St 37	≤ 0.19	0.12-0.35	0.25-1.50	≤ 0.045	≤ 0.045	≤ 0.55	≤ 0.014	≤ 0.35
St 44	≤ 0.23	0.15-0.45	0.40-1.60	≤ 0.045	≤ 0.045	≤ 0.55	≤ 0.014	≤ 0.40
St 52	≤ 0.26	≤ 0.60	≤ 1.70	≤ 0.045	≤ 0.045	≤ 0.55	≤ 0.014	≤ 0.45

Technical Specification of Heavy Wide Flange I-6 Beam

Mechanical Specification

Standard	Steel Grade	MinYield stress (N/mm ²)	Tensile strength (N/mm ²)	Min Elongation (%)
ISIRI 13779	St 37	235	360-510	26
	St 44	275	410-560	23
	St 52	355	470-630	22



Dimension & Mass

Type I-6	b		h		s		t		r	CrossSectional Area	Mass Per Length	
	mm	mm	mm	mm	mm	mm	mm	mm	mm	cm ²	Kg/m	Tolerance %
10	106	+4 -1	120	+3	12	±1	20	+2.5	12	53.2	41.8	±6
12	126	+4 -2	140		12.5		21		66.4	52.1		
14	146		13		22		80.6		63.2			
16	166		14		23		97.1		76.2			

Static Data

Standard	Ix	Wx	ix	Iy	Wy	iy	Sx	S'x	
ISIRI 13781	Cm ⁴	Cm ³	Cm	Cm ⁴	Cm ³	Cm	Cm ³	Cm	
I-6	14	1140	190	4.63	399	75.3	2.74	118	9.69
	16	2020	288	5.51	703	112	3.25	175	11.5
	14	3290	411	6.39	1140	157	3.77	247	13.3
	16	5100	566	7.25	1760	212	4.26	337	15.1

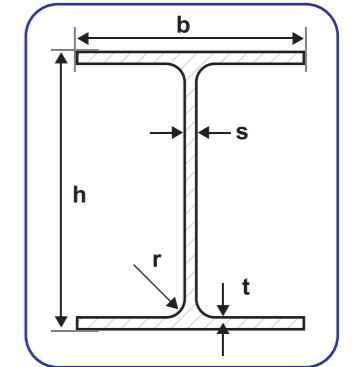
Chemical Composition

Steel Grade	C%	Si%	Mn%	P%	S%	Cu%	N%	CE%
St 37	≤ 0.19	0.12-0.35	0.25-1.50	≤ 0.045	≤ 0.045	≤ 0.55	≤ 0.014	≤ 0.35
St 44	≤ 0.23	0.15-0.45	0.40-1.60	≤ 0.045	≤ 0.045	≤ 0.55	≤ 0.014	≤ 0.40
St 52	≤ 0.26	≤ 0.60	≤ 1.70	≤ 0.045	≤ 0.045	≤ 0.55	≤ 0.014	≤ 0.45

Technical Specification of Medium Wide Flange I-5 Beam

Mechanical Specification

Standard	Steel Grade	MinYield stress (N/mm ²)	Tensile strength (N/mm ²)	Min Elongation (%)
ISIRI 14484	St 37	235	360-510	26
	St 44	275	410-560	23
	St 52	355	470-630	22



Dimension & Mass

Type I-5	b		h		s		t		r	CrossSectional Area	Mass Per Length	
	mm	mm	mm	mm	mm	mm	mm	mm	mm	cm ²	Kg/m	Tolerance %
10	100	+4 -1	100	+3	6	±0.7	10	+2.5	12	26	20.4	±6
12	120	+4 -2	120		6.5		11		34	26.7		
14	140		7		12		43		33.7			
16	160		8		13		54.3		42.6			

Static Data

Standard	Ix	Wx	ix	Iy	Wy	iy	Sx	S'x	
ISIRI 13781	Cm ⁴	Cm ³	Cm	Cm ⁴	Cm ³	Cm	Cm ³	Cm	
I-5	10	450	89.9	4.16	167	33.5	2.53	52.1	8.63
	12	864	144	5.04	218	52.9	2.06	82.6	10.5
	14	1510	216	5.93	550	78.5	3.58	123	12.3
	16	2490	311	6.78	889	111	4.05	177	14.1

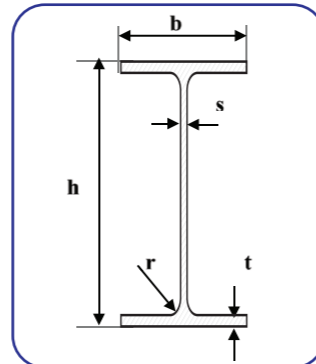
Chemical Composition

Steel Grade	C%	Si%	Mn%	P%	S%	Cu%	N%	CE%
St 37	≤ 0.19	0.12-0.35	0.25-1.50	≤ 0.045	≤ 0.045	≤ 0.55	≤ 0.014	≤ 0.35
St 44	≤ 0.23	0.15-0.45	0.40-1.60	≤ 0.045	≤ 0.045	≤ 0.55	≤ 0.014	≤ 0.40
St 52	≤ 0.26	≤ 0.60	≤ 1.70	≤ 0.045	≤ 0.045	≤ 0.55	≤ 0.014	≤ 0.45

Technical Specification of Medium Flange I2- Beam

Mechanical Specification

Standard	Steel Grade	MinYield stress (N/mm2)	Tensile strength (N/mm2)	Min Elongation (%)	
INSO 1791	DIN 1025	St 37	235	360-510	26
		St 44	275	410-560	23
		St 52	355	470-630	22



Dimension & Mass

Type I-2	b		h		s		t		r	CrossSectional Area cm ²	Mass Per Length	
	mm		mm		mm		mm		mm		Kg/m	Tolerance %
12	64	+4 -1	120	+3 -2	4.4	±0.7	6.3	+2.0 -1.0	7	13.2	10.4	±6
14	73		140		4.7		6.9		7	16.4	12.9	
16	82		160		5		7.4		9	20.1	15.8	
18	91		180		5.3		8		9	23.9	18.8	
20	100	200	5.6	8.5	12	28.5	22.4					
22	110	220	5.9	9.2	12	33.4	26.2					
24	120	+4 -2	240	-2	6.2	±0.7	9.8	+2.5 -1.5	15	39.1	30.7	
27	135		270		6.6		10.2		15	45.9	36.1	

Static Data

Standard		I _x	W _x	I _y	W _y	I _y	S _x	S _x		
		cm ⁴	cm ³	cm ⁴	cm ³	cm ⁴	cm ³	cm		
I-2	ISIRI 13781									
	DIN 1025									
	14	140	541	77.2	5.74	44.9	12.2	1.65	44.2	12.3
	16	160	869	109	6.58	68.2	16.7	1.83	61.9	14
	18	180	1320	146	7.42	101	22.2	2.05	83.2	15.8
	20	200	1940	194	8.26	142	28.5	2.24	110	17.6
	22	220	2770	252	9.11	205	37.3	2.48	143	19.4
	24	240	3890	324	9.97	284	47.3	2.69	183	21.2
27	270	5790	429	11.2	420	62.2	3.02	242	23.9	

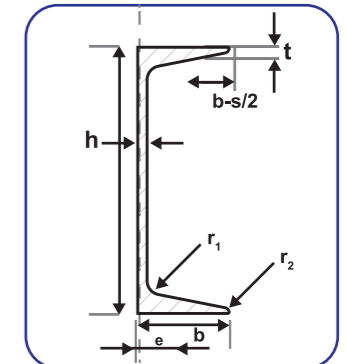
Chemical Composition

Steel Grade	C%	Si%	Mn%	P%	S%	N%	CE%
St 37	≤0.19	0.12-0.35	0.2-0.75	≤0.04	≤0.04	≤0.014	0.35
St 44	≤0.23	0.15-0.45	0.35-0.9	≤0.04	≤0.04	≤0.014	0.40
St 52	≤0.26	≤0.60	≤1.70	≤0.04	≤0.04	≤0.014	0.45

Technical Specification of Rounded edge Light gradient Flange

Mechanical Specification

Standard	Steel Grade	MinYield stress (N/mm2)	Tensile strength (N/mm2)	Min Elongation (%)	
INSO 4477-1		St 37	235	360-510	26
		St 44	275	410-580	23
		St 52	355	470-630	22



Dimension & Mass

Grade UE	b (mm)		h (mm)		s (mm)		t (mm)		r (mm)		Distance from the axis e	CrossSectional Area cm ²	Mass Per Length	
	Nominal	Tolerances %	Nominal	Tolerances %	Nominal	Tolerances %	Nominal	Tolerances %	r 1	r 2			Kg/m	Tolerance %
12	52	±2	120	±2	4.8	±0.5	7.8	-0.7	7.5	3	1.54	13.3	10.4	+5 -3
14	58		140		4.9		8.1		8	3	1.67	15.6	12.3	
16	64		160		5		8.4		8.5	3.5	1.8	18.1	14.2	
18	70		180		5.1		8.7		9.0	3.5	1.94	20.70	16.3	
20	76	200	5.2	9.0	9.5	4	2.07	23.40	18.4					
22	82	±3	220	±3	5.4	-0.8	9.5	10	4	2.21	26.70	21		
24	88		240		5.6		10	10.5	4	2.42	30.60	24		

Static Data

Grade UE	I _x	W _x	I _y	W _y	I _y	S _x	X _u	
	cm ⁴	cm ³	cm ⁴	cm ³	cm ⁴	cm ³	cm	
12	304	50.6	4.78	31.2	8.52	1.53	29.6	1.54
14	491	70.2	5.6	45.4	11	1.7	40.8	1.67
16	747	93.4	6.42	63.3	13.8	1.87	54.1	1.80
18	1090	121	7.24	86	17	2.04	69.8	1.94
20	1520	152	8.07	113	20.5	2.2	87.8	2.07
22	2110	192	8.89	151	25.1	2.37	110	2.21
24	2900	242	9.73	208	31.6	2.6	139	2.42

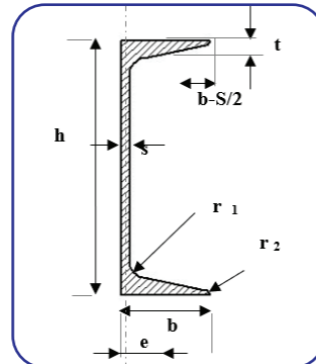
Chemical Composition

Steel Grade	C%	Si%	Mn%	P%	S%	N%	CE%
St 37	≤0.20	0.12-0.35	0.2-0.75	≤0.040	≤0.040	≤0.014	0.35
St 44	≤0.23	0.15-0.45	0.35-0.9	≤0.040	≤0.040	≤0.014	0.45
St 52	≤0.26	≤0.60	≤1.70	≤0.040	≤0.040	≤0.014	0.45

Technical Specification of Rounded edge Heavy gradient Flange

Mechanical Specification

Standard	Steel Grade	MinYield stress (N/mm2)	Tensile strength (N/mm2)	Min Elongation (%)
INSO 4477-1	St 37	235	360-510	26
	St 44	275	410-560	23
	St 52	355	470-630	22



Dimension & Mass

Grade UE	b (mm)		h (mm)		s (mm)		t (mm)		r (mm)		Distance from the axis e	CrossSectional Area cm ²	Mass Per Length	
	Nominal	Tolerances %	Nominal	Tolerances %	Nominal	Tolerances %	Nominal	Tolerances %	r1	r2			Kg/m	Tolerance %
12	55	±2	120	±2	7	±0.5	9	-0.5	9	4.5	1.60	17	13.4	±4
14	60		7		10		5		1.75	20.4	16			
16	65		7.5		10.5		5.5		1.84	24	18.8			
18	70		8		11		5.5		1.92	28	22			
20	75		8.5		11.5		6		2.01	32.2	25.3			
22	80		9		12.5		6.5		2.14	37.4	29.4			
24	85		9.5		13		6.5		2.23	42.3	33.2			

Static Data

Grade UE	I _x	W _x	I _y	I _y	W _y	I _y	S _x	X _{uy}
	Cm ⁴	Cm ³	Cm	Cm ⁴	Cm ³	Cm	Cm ³	Cm
12	304	50.6	4.78	31.2	8.52	1.53	29.6	1.54
14	491	70.2	5.6	45.4	11	1.7	40.8	1.67
16	747	93.4	6.42	63.3	13.8	1.87	54.1	1.80
18	1090	121	7.24	86	17	2.04	69.8	1.94
20	1520	152	8.07	113	20.5	2.2	87.8	2.07
22	2110	192	8.89	151	25.1	2.37	110	2.21
24	2900	242	9.73	208	31.6	2.6	139	2.42

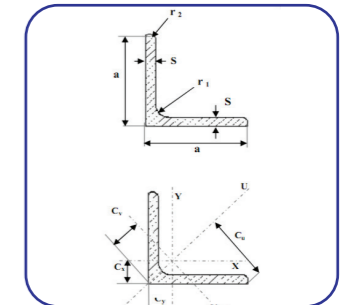
Chemical Composition

Steel Grade	C%	Si%	Mn%	P%	S%	N%	CE%
St 37	≤0.19	0.12-0.35	0.2-0.75	≤0.040	≤0.040	≤0.014	0.35
St 44	≤0.23	0.15-0.45	0.35-0.9	≤0.040	≤0.040	≤0.014	0.40
St 52	≤0.26	≤0.60	≤1.70	≤0.040	≤0.040	≤0.014	0.45

Technical Specification of Equai Leg Angle

Mechanical Specification

Standard	Steel Grade	MinYield stress (N/mm2)	Tensile strength (N/mm2)	Min Elongation (%)
ISIRI 13968-1	St 37	235	360-510	26
	St 44	275	430-580	22



Dimension & Mass

Type Angle	a (mm)		t (mm)		r (mm)	Cross-sectional area cm ²	Mass Per Length	
	Nominal	Tolerances %	Nominal	Tolerances %	R1		Kg/m	Tolerance %
100*100*10	100	±3	10	±1	12	19.2	15	±6
120*120*12	120		12		13	27.5	21.6	
130*130*12	130		12		14	30	23.6	
140*140*12	140		12		14	32.49	25.5	
150*150*15	150		±4		15	16	43	33.8

Static Data

Standard	x-x=y-y			u-u		v-v			Edage distance to the center		
	I _x =I _y	z _x =z _y	r _x =r _y	I _u	r _u	I _v	z _v	r _v	c _x	c _y	c _x =c _y
INSO 16348	Cm ⁴	Cm ³	Cm	Cm ⁴	Cm	Cm ⁴	Cm ³	Cm	Cm	Cm	Cm
10*100*100	177	24.6	3.04	280	3.83	73	18.3	1.95	3.99	7.07	2.82
12*120*120	368	42.7	3.65	584	4.6	152	31.6	2.35	4.8	8.49	3.4
12*130*130	472	50.4	3.97	750	5	194	37.7	2.54	5.15	9.19	3.64
12*140*140	602	59.7	4.31	957	5.43	248	45	3.9	-	-	-
15*150*150	898	83.5	4.57	1430	5.76	370	61.6	2.93	6.01	10.6	4.25

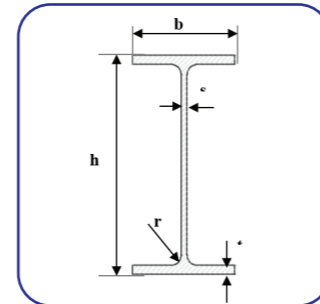
Chemical Composition

Steel Grade	C%	Si%	Mn%	P%	S%	N%	CE%
St 37	≤0.20	0.12-0.35	0.2-0.75	≤0.50	≤0.50	≤0.011	≤0.35
St 44	≤0.23	0.15-0.45	0.35-0.9	≤0.50	≤0.50	≤0.011	≤0.40

Technical Specification of Semi Light Weight Medium Flange I7- Beam

Mechanical Specification

Standard	Steel Grade	MinYield stress (N/mm2)	Tensile strength (N/mm2)	Min Elongation (%)
INSO 16348	S275JR	275	430-580	22
	S295JR	295	430-630	22



Dimension & Mass

Type I-6	b		h		s		t		r	CrossSectional Area	Mass Per Length	
	mm		mm		mm		mm		mm	cm ²	Kg/m	Tolerance %
14	72	+4 -1	140	+3	4.1	±0.7	6.2	+1.5 -0.5	7	14.6	11.4	±4
16	81		160	-2	4.7		6.6	+2	9	18.3	14.4	
18	90		180		5.3		7.2			-1	22.4	
20	99		200	+4 -2	5.7		7.3	12	26.3		20.6	

Static Data

Standard		lx	Wx	rx	ly	Wy	ry	Sx	The distance between the axes of tension		
INSO 16348		cm ⁴	cm ³	cm	cm ⁴	cm ³	cm	cm ³	SPX Cm		
I-7	IPE	14	140	487	69.59	5.78	38.70	10.75	1.63	39.52	12.33
		16	160	789	98.59	6.57	58.74	14.50	1.79	56.15	14.05
		18	180	1214	134.89	7.36	87.86	19.52	1.98	76.96	15.77
		20	200	1745	174.54	8.15	118.78	24.0	2.13	99.69	17.51

Chemical Composition

Steel Grade	C%	Si%	Mn%	P%	S%	N%	CE%
S275JR	≤0.21	0.12-0.35	0.20-0.75	≤0.04	≤0.04	≤0.014	≤0.40
S295JR	≤0.23	0.15-0.45	0.35-0.90	≤0.035	≤0.035	≤0.014	≤0.45

SSC

مجمع فولاد صائب تبریز
Saeb Steel Complex

www.saebsteelco.ir



Factory:

Khezerlou Industrial Area, Ajabshir, East Azarbaijan

Tel: 041-37633996

041-37633997

Fax: 041-37633991

Sales:

041-37634328

041-37634329



www.saebsteelco.ir



info@saebsteelco.ir